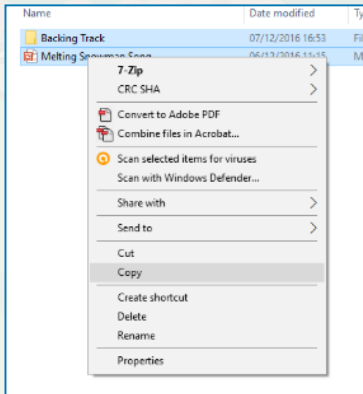
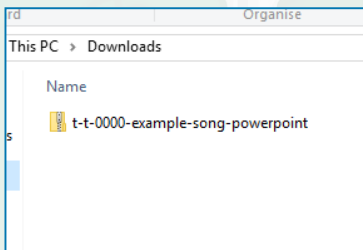
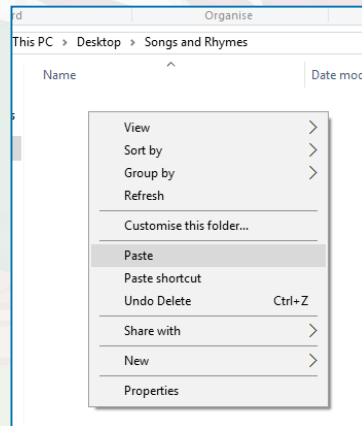


Guidance for Video/Audio in PowerPoints

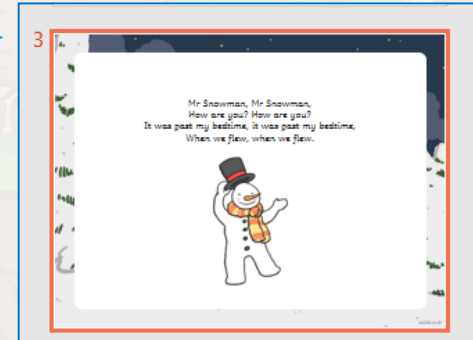
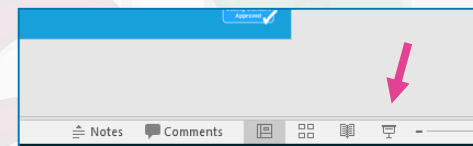
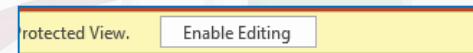
1. Open the folder and copy all the files.



2. Paste the copied files into a new folder.



3. Open the PowerPoint file, enable editing and enter presentation mode (start the slide show).





Please note the embedded audio may not be compatible with early versions of PowerPoint.

You may wish to delete this slide before beginning the presentation.



Adding -s and -es








The Surprise





Let's revisit last week's focus words and sight words...

I'll say them and you write them down!



Here are this week's sight words for reading...

scissors

castle



Sight Word Diary

Ben and Sam are having a look through the different words in their diary. Can you spot the words **scissors** and **castle**?



h h i t h h t
h h i t h h t

h h i t h h t
h h i t h h t

Next

Today, we are learning to add
-s and -es to words.



It was the start of the summer holidays and Ben and Sam were looking forward to having time off school. "It's so exciting," grinned Sam. "I wonder what we'll do!"



Ben and Sam could hear their Mum inside, talking to someone on the phone. She sounded very excited and was talking very fast. "Who do you think that is?" asked Ben. "Hmm, I'm not sure. Mum will probably tell us soon enough," replied Sam.

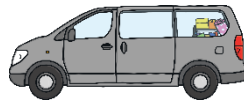


Mum appeared in the back garden. “You need to pack some suitcases quickly,” she said with a grin. Ben and Sam looked puzzled. “Dad has managed to get us last minute tickets to India so we can visit our friends! We leave tomorrow.”

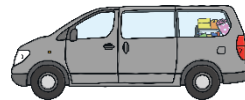
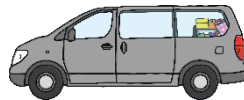


-s and **-es** can be added to make a noun plural. This means that there is more than one. Let's try these examples together:

car



cars



Ensure children understand the definition of 'plural', which means more than one item or living thing. The examples will help to illustrate this.

X



Click me for Ben's teaching tips!

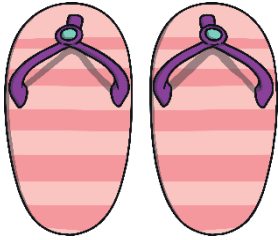
Ben and Sam are packing their suitcases.
Read some of the plural nouns ending in **-s** and **-es**.



Early in Level 6, children will learn how to add **-es** to words which end in 'y'. For example, 'spy' becomes 'spies' or 'carry' becomes 'carries'.



Click me for Ben's teaching tips!





jandals



hats



brushes




addresses



resses



tops



books

Ben, Sam, Mum and Dad are all frantically trying to pack their suitcases.
Can you choose the correct word to describe what they are packing?

Hint: One word will be plural and the other word will be single!





sweatshirt *sweatshirts*



sock



socks



dresses

dress

That evening, the family discussed their plans. Ben and Sam were very excited as they had heard stories about where their friends lived.



Ben and Sam were bursting with questions. “What places will we visit?” asked Sam.

“Will we eat different kinds of food?” asked Ben.

“You are so impatient,” laughed Mum. “You’ll find out soon enough.”



Sentence Time

What does Dad suggest that Ben and Sam should do?



“Books and websites might provide you
with some clues.”



Sound Buttons On/Off

Show





Ben and Sam could not sleep that evening. Their heads were full of “I think that I would like to ride in an auto-rickshaw,” said Sam. “Dad was talking about them. They sound cool!”



“We should get some sleep,” yawned Ben.
“Yes,” replied Sam. “We have got a long way to travel tomorrow.
Over nine-thousand kilometres!”
“Clever clogs,” laughed Ben. “Sleep well!”

Today, we have learnt...



Adding

-s and -es

The adventure continues next lesson!

